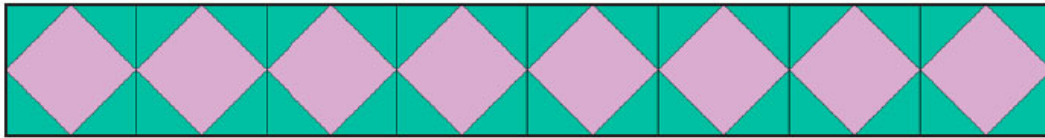
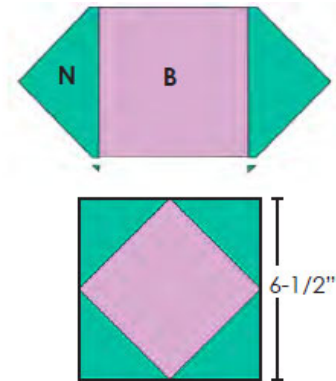


Dear Gunta Block of the Month – August 2022

Row 8 + Outer Sections

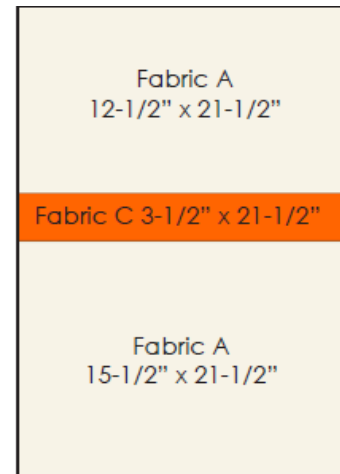
Make Row 8 – *Glue basting works great to stabilize your bias edges*

- Sew Fabric N triangles to either side of a Fabric B 4-3/4" square. Trim off "dog ears" to true up the edges.
- Sew Fabric N triangles to the remaining two sides of the Fabric B square. Trim to measure 6-1/2" square.
- Make eight squares.
- Sew the eight squares together into a row.



Sew Outer Sections for Rows 5-8

- Sew together:
 - a Fabric A 12-1/2" x 21-1/2" rectangle.
 - a Fabric C 3-1/2" x 21-1/2" strip.
 - a Fabric A 15-1/2" x 21-1/2" rectangle.
- Repeat to make a second unit.



Sew Together Rows 5-8 and Attach Sides

