

**Dear Gunta Block of the Month – September 2022**

*Complete Row 9 by October's meeting*



**Row 9**

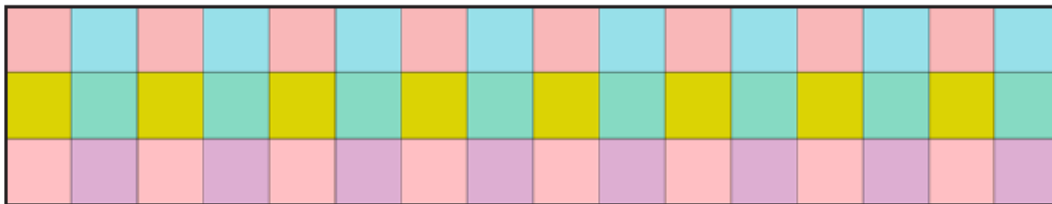
- Sew 3-1/2" Fabric L, G, E and squares together to make a strip set. Repeat to make eight sets.




- Sew 3-1/2" Fabric H, D and B squares together to make a strip set. Repeat to make eight sets.



- Sew the sets together, alternating, to make a row.




- Following the instructions in Row 1 for making HSTs, make forty-two HSTs.



- You will pair 21 Fabric A 4" squares with Fabrics D, H and N 4" squares to make fourteen HSTs each.

- Trim the units to 3.5" square.

- Sew the HSTs together into two units, as pictured.



- Sew the units together as pictured to complete row 9.



**Row 9**