


# PHXMQG Block Lotto Sep 2024

## Chain Block

Colors: use warm (red/orange/brights) and cool tones (blue/green/pastel) for the two sides of this block.  
Choose a light neutral with good contrast for the chain squares.

Light chain - (4) 2 ½" squares


Variety of prints - (2) 2 ½" squares  
(2) 2 ½" x 4 ½"  
(2) 2 ½" x 6 ½"



---

### Piecing the Chain Block


Sew the 2 ½" squares into a four patch with 2 light chain fabrics and 2 print fabrics. Trim to 4 ½".



Sew a 2 ½" x 4 ½" print fabric along one side of the 4-patch.



Sew a light chain square to one end of a 2 ½" x 4 ½" print, then add that to the 4-patch. Trim to 6 ½".



Sew a 2 ½" x 6 ½" print fabric along one side of the 4-patch.



Sew a light chain square to one end of a 2 ½" x 6 ½" print, then add that to the 4-patch. Block should measure 8 ½".

